



















LOCALLY STOCKED ITEMS WESTERN WASHINGTON

| BRAND | FAMILY | LINK | CATALOG NO. | DESCRIPTION |
|------------------------------|-------------------------------|------|-------------------------------------|---|
| Metalux | Center Basket 2'x2' | | 22CZ2-39-UNV-L835-CD1-U | 2x2 Cruze LED, 3900 lumens, UNV, 3500K, 0-10V 1%-100% |
| Ambient Linear | Center Basket 2'x4' | | 24CZ2-50-UNV-L835-CD1-U | 2x4 Cruze LED, 5000 lumens, UNV, 3500K, 0-10V 1%-100% |
| HALO Commercial | 4" Housings LED | | HC420D010 | 4" new construction and remodeler housing, 2000 lumens, 120-277VAC 50/60Hz, 0-10V analog, 1%-100% dimming |
| | 4" Module | | HM412835 | 4" Module |
| | 4" Trim | | 41MDH | 4" Trim |
| | 6" Housings LED | | HC620D010REM7 | 6" new construction and remodeler housing, 2000 lumens, 120-277VAC, 50/60Hz 0-10V 1%-100% dimming, 7w emergency module with remote test indicator light |
| | 6" Housings LED | | HC620D010 | 6" new construction and remodeler housing, 2000 lumens, 120-277VAC, 50/60Hz 0-10V 1%-100% dimming |
| | 6" Module | | HM612835 | 6" LED module, 1000, 1500 and 2000 lumens, 80 CRI, 3500K |
| | 6" Trim | | 61MDH | 6" Trim |
| | 6" Housings Retrofit LED | | PR6RFS12D010 | 6" Retrofit Kit, UNV, 0-10V, Raw Finish |
| | 6" Housings Retrofit LED | | PR6M12MD8FSMW | 6" aperture LED module and self-flanged reflector, field selctable low lumen range 1000, 1500, and 2000 lumens, |
| Metalux | High Bay LED | | LHB-24-UNV-L840-CD-U | Lensed High Bay, 24000 lumens UNV 4000K CD |
| Ambient Highbay and Lowbay | High Bay LED | | LHB-24-UNV-L850-CD-U | Lensed High Bay, 24000 lumens UNV 5000K CD |
| Ambient Wall and Surface LED | Surface | | 4SWLED-48HL-LW-UNV-L840-CD1-U-SVPD1 | 4' surface and wall LED, 4800 lumens, full frost lens wide, 120-277V, 4000K, 0-10V dimming, 0-10V stand-alone, |
| Ambient Highbay and Lowbay | Vapor Tite 4' | | 4VT3-LD5-4-G-UNV-L850-CD1-U | 4" Vaportite LED, 4000 Lumen, General Dist, 120-277V, 5000K, Dim |
| Metalux | Shallow Architectural | | 4RBG6-SL1-L8SCT3 | 4' length, 4 3/16" Apoerture Slot, 6" grid spacing, lumen and CCT selectable, 10%-100% 0-10V dimming |
| Ambient Linear | Shallow Architectural | | 8RBG6-SL1-L8SCT3 | 8' length, 4 3/16" Apoerture Slot, 6" grid spacing, lumen and CCT selectable, 10%-100% 0-10V dimming |
| Metalux | 4' Linerar LED | | 4SLSTP4040DD-UNV | 4' Striplight, 4000 Lumen, 80 CRI, 4760 delivered lumens, 44w, 109 LPW, 0-10V Dimming to 10%, 120-277V |
| Ambient Striplights All-Pro | 8' Linear LED | | 8SLSTP8040DD-UNV | 8' length, 4000 CCT, 8304 delivered lumens, 72w, 155 lm/w, 0-10V Dim to 10%, 120-277V |
| Metalux | 4' Linerar LED | | 4ST2L4050R | 4" Dual Lens White |
| Ambient Strips | 4' Linerar LED | | 4ST2L4040R | 4" LED Strip, Dual Lens, 4200 Lumen, 4000K, UNV NO-DIM |
| | 8' Linear LED | | 8ST2L8050R | 8" Dual Lens White |
| | 8' Linear LED | | 8ST2L8040R | 8" LED Strip, Dual Lens, 8200 Lumen, 4000K, UNV NO-DIM |
| | 8' Linear LED | | 8TSNLED-LD5-130HL-LN-UNV-L840-CD1-U | 8" Striplight, LED, 13000 lumens, 4000K, 85 cRI, 0-10V dimming driver, Semi-frost lens narrow |
| Sure-Lites | Exit and Emergency Commercial | | APC7G | Combo Unit, White Housing, LED-Exit, (2) LED Emergency Light Heads, Universal Face Green Letters |
| Exit and Emergency All-Pro | Exit and Emergency Commercial | | APX7G | Self Powered, White Housing, LED Exit, Green Letters |
| | Square Heads Combo | | AP2SQLED | Wall Mounting Square Head Emergency Lighting; LED, White |
| Lumark | Wall Pack Full Cutoff - LED | | AXCL8A | Axcent Large, LED 72W, Wall Mount, Full Cutoff Door, 4000K, 120-277V, Carbon Bronze |
| Outdoor Wall Mount | Wall Pack Full Cutoff - LED | | AXCS1A | Axcent Small, LED, Wall Mount with flood capability, Full Cutoff, 14W, 4000K, Carbon Bronze |
| | Wall Pack Full Cutoff - LED | | AXCS2A | Axcent Small, LED, Wall Mount with flood capability, Full Cutoff, 21W, 4000K, Carbon Bronze |
| | Wall Pack Full Cutoff - LED | | AXCS3A | Axcent Small, LED, Wall Mount with flood capability, Full Cutoff, 27W, 4000K, Carbon Bronze |
| | Wall Pack Full Cutoff - LED | | AXCS4A | Axcent Small, LED, Wall Mount with flood capability, Full Cutoff, 44W, 4000K, Carbon Bronze |
| Connected Systems | Fixture Integrated Sensor | | SWPD3-W PK | WaveLinX fixture integrated sensor |

LOCALLY STOCKED ITEMS WESTERN WASHINGTON

|  | | | | |
|---|---|-------------|--|--|
| Extender Cable |  | 12EC12/2G11 | | 11' Extender Cable, 120V, 12, 2 conductors plus ground |
| Extender Cable |  | 27EC12/2G11 | | 11' Extender Cable, 277V 12, 2 conductors plus ground |
| Extender Cable |  | 12EC12/2G13 | | 13' Extender Cable, 120V, 12, 2 conductors plus ground |
| Extender Cable |  | 27EC12/2G13 | | 13' Extender Cable, 277V 12, 2 conductors plus ground |
| Extender Cable |  | 27EC12/2G21 | | 21' Extender Cable, 277V 12, 2 conductors plus ground |
| Extender Cable |  | 27EC12/2G31 | | 31' Extender Cable, 277V 12, 2 conductors plus ground |
| Extender Cable |  | 27EC12/2G41 | | 41' Extender Cable, 277V 12, 2 conductors plus ground |
| Extender Cable |  | 12EC12/2G09 | | 9' Extender Cable, 120V, 12, 2 conductors plus ground |
| Extender Cable |  | 27EC12/2G09 | | 9' Extender Cable, 277V 12, 2 conductors plus ground |
| Fixture Fitting |  | 12FF12/2G | | 120V Fixture Fitting, 12, 2 conductors plus ground |
| Fixture Fitting |  | 27FF12/2G | | 277V Fixture Fitting, 12, 2 conductors plus ground |
| Starter Fitting |  | 12ST12/2G | | 120V 1-HOT, Neutral and Ground |
| Starter Fitting |  | 27ST12/2G | | 277V 1-HOT, Neutral and Ground |
| T Cable |  | 12TC12/2G07 | | 7' T Cable, 120V, 12, 2 conductors plus ground |
| T Cable |  | 27TC12/2G07 | | 7' T Cable, 277V, 12, 2 conductors plus ground |